
















PROFILE NAME			Arizona	Southern California	Northern California	Florida	Southeast	Texas
CHALET SHAKE		Length: 17-1/4" Exposed length: 14-1/4" Width: 13" Tiles per sq.: 82 Weight per sq.: 990 lbs. Pcs. per pallet: 264						
EVERWEST		Length: 17-1/4" Exposed Length: 14-1/4" Width: 13" Tiles per sq.: 82 Weight per sq.: 950 lbs. Pcs. per pallet: 264						
HACIENDA		Length: 17-1/4" Exposed Length: 14-1/4" Width: 13" Tiles per sq.: 86 Weight per sq.: 920 lbs. Pcs. per pallet: 296						
HANSON SLATE		Length: 17-1/4" Exposed Length: 14-1/4" Width: 13" Tiles per sq.: 82 Weight per sq.: 990 lbs. Pcs. per pallet: 264						
*MEDITERRANO		Length: 17-1/4" Exposed Length: 14-1/4" Width: 13-1/4" Tiles per sq.: 86 Weight per sq.: 950 lbs. Pcs. per pallet: 272						
OLDE WORLD SLATE		Length: 17-1/4" Exposed Length: 14-1/4" Width: 13" Tiles per sq.: 82 Weight per sq.: 990 lbs. Pcs. per pallet: 264						
*REGAL		Length: 17-1/4" Exposed Length: 14-1/4" Width: 13-1/4" Tiles per sq.: 86 Weight per sq.: 950 lbs. Pcs. per pallet: 272						
SLATE		Length: 17-1/4" Exposed Length: 14-1/4" Width: 13" Tiles per sq.: 82 Weight per sq.: 990 lbs. Pcs. per pallet: 264						
SOUTHERN SHAKE		Length: 17-1/4" Exposed Length: 14-1/4" Width: 13" Tiles per sq.: 82 Weight per sq.: 950 lbs. Pcs. per pallet: 272						
SOUTHWESTERN SHAKE		Length: 17-1/4" Exposed Length: 14-1/4" Width: 13" Tiles per sq.: 82 Weight per sq.: 950 lbs. Pcs. per pallet: 248						
WEATHERED SHAKE		Length: 17-1/4" Exposed Length: 14-1/4" Width: 13" Tiles per sq.: 82 Weight per sq.: 950 lbs. Pcs. per pallet: 264						
VENETIAN		Length: 16-1/2" Exposed Length: 13-1/2" Width: 13" Tiles per sq.: 90 Weight per sq.: 990 lbs. Pcs. per pallet: 264						
VICTORIAN SLATE		Length: 17-1/4" Exposed Length: 14-1/4" Width: 13" Tiles per sq.: 82 Weight per sq.: 990 lbs. Pcs. per pallet: 264						

*Boosted tile applications are available for Regal and Mediterraneo profiles.
 Tiles and weight per square vary for boosted tile applications. Please consult your sales representative.